



meccanocar

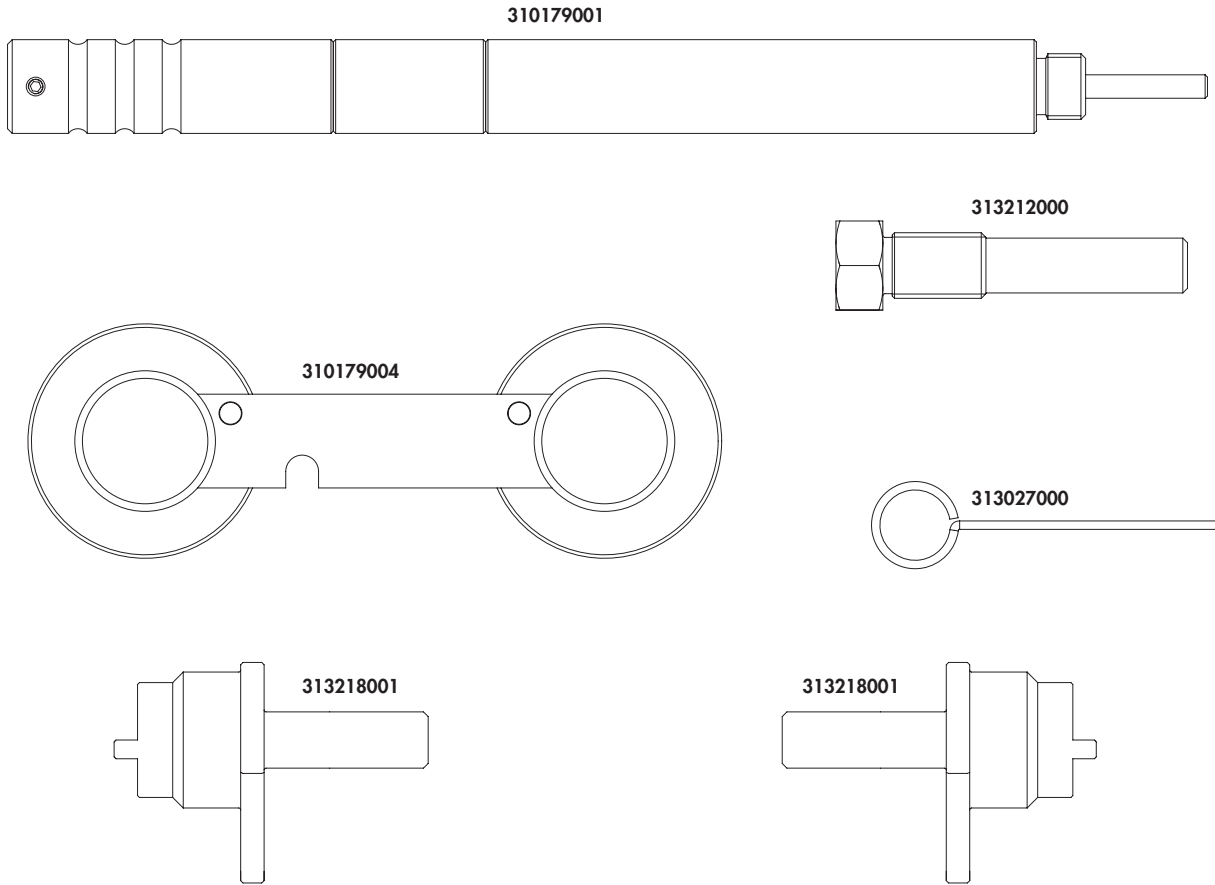
User manual

4770007540





Adattabile per Gruppo VW 1.2 - 1.4 - 1.6
benzina

Adaptable pour Groupe VW 1.2 - 1.4 - 1.6 essence **FR**

Suitable for VW Group 1.2 - 1.4 - 1.6 petrol engines **EN**



Componenti

310179004	T10171	ATTREZZO ALLINEAMENTO ALBERO A CAMME (TIPO A)	
313218001	T10414	ATTREZZO ALLINEAMENTO ALBERO A CAMME (TIPO B)	 x2
310179001	1860895000; T10170	SUPPORTO COMPARATORE	
313212000	T10340	PERNO DI FASATURA ALBERO MOTORE	
313027000	11 3 290; 11 32 90; 113290; KM-6077; T40011	PERNO BLOCCAGGIO TENDICATENA	

PRECAUZIONI SPECIALI - LEGGERE ATTENTAMENTE

- **Utilizzare guanti antinfortunistici, scarpe antinfortunistiche, elmetto e occhiali di protezione**

- **Uso improprio:**

Il prodotto deve essere destinato solo ed esclusivamente all'uso descritto in questa documentazione, ogni altro uso è da considerarsi improprio.

Il produttore declina ogni responsabilità per possibili danni causati da usi errati o irragionevoli dell'attrezzatura;

L'uso improprio invalida inoltre la garanzia.

- **Tenere gli attrezzi con cura:**

Conservare sempre gli attrezzi puliti.

Riporre gli attrezzi all'interno della confezione originale.

- Scollegare il cavo della batteria dal polo negativo di terra (verificare il codice radio se disponibile)
- Rimuovere le candele o le candele per facilitare la rotazione del motore
- Non utilizzare detersivi liquidi su cinghie, pignoni o tensionatori
- Segnare il senso di rotazione della cinghia ausiliaria prima di rimuoverla
- Ruotare il motore in senso orario (antiorario solo se specificato)

- Non ruotare mai l'albero a camme, l'albero motore o la pompa d'iniezione diesel quando la catena è già stata rimossa (a meno che non sia specificato)
- Non utilizzare la catena di distribuzione per bloccare il motore quando si allentano o si stringono i bulloni della puleggia dell'albero motore
- Non ruotare l'albero motore o l'albero a camme quando la cinghia/catena è già stata rimossa
- Prima di rimuovere la catena, segnare la sua direzione
- È sempre consigliato ruotare il motore lentamente manualmente e riverificare il posizionamento dell'albero motore e dell'albero a camme
- Gli alberi a camme e motore possono essere ruotati solamente quando il meccanismo di azionamento della catena/cinghia è completamente installato.
- Non ruotare il motore azionando l'albero a camme o altri ingranaggi
- Verificare la corretta posizione della pompa d'iniezione diesel dopo aver sostituito la catena
- Osservare tutte le coppie di serraggio
- Attenersi sempre al manuale della casa costruttrice o al libretto d'istruzioni fornito
- Una fasatura del motore non precisa o sbagliata comporta il danneggiamento delle valvole


APPLICAZIONI

	Polo, Caddy, Caddy Maxi, Golf, Golf, Plus, Golf Estate, A1	1.2 TSI	CBZA
	Touran, Caddy, Caddy Maxi, Golf, Golf, Plus, Golf Estate, Jetta, Golf VI Cabrio, A3, A3 Cabrio	1.2 TSI	CBZB
	Polo	1.2 TSI	CBZC
	Polo	1.4 FSI	AXU
	Golf, Touran	1.4 FSI	BKG
	Golf, Touran	1.4 FSI	BLN
	Golf Plus, Golf Estate, Touran, Jetta	1.4 TSI	BLG
	Golf Plus, Golf Estate, Touran, Jetta, Tiguan	1.4 TSI	BMY
	Tiguan	1.4 TSI	BWK
VW GROUP	A1, Octavia, Yeti, Golf Estate, Golf Plus, Passat, Scirocco, Tiguan, Jetta, Eos	1.4 TSI	CAXA
	Alhambra, Golf Plus, Eos, Sharan, Tiguan	1.4 TSI	CAVA
	Eos, Golf Plus, Golf, Polo, Scirocco, Touran	1.4 TSI	CAVB
	Eos, Golf Plus, Golf, Polo, Scirocco, Touran	1.4 TSI	CAVC
	Eos, Golf Plus, Golf, Polo, Scirocco, Touran, Beetle	1.4 TSI	CAVD
	A3, Golf, Touran	1.6 FSI	BAG
	A3, Octavia, Eos, Golf Plus, Golf, Passat, Touran, Jetta	1.6 FSI	BLF
	A3, Golf, Golf Plus, Touran	1.6 FSI	BLP
	Cordoba, Ibiza, Fabia, Roomster, Polo	1.6	BTS
	Fabia, Roomster	1.6	CFNA

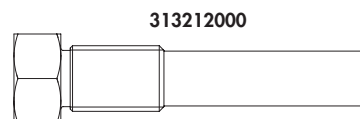
VW Group	Codice OEM				
	1860895000; T10170	T10171	11 3 290; 11 32 90; 113290; KM-6077; T40011	T10340	T10414
CBZB				•	•
CBZA, CBZB, CBZC				•	•
CBZB				•	•
CAVA, CAXA	•	•	•	•	
AXU, BKG, BLN	•	•	•	•	
CAVB				•	
BLG, BMY, CAVD, CAXA, CAVB, CAVC, CAVA, BWK	•	•	•	•	
CAXA	•	•	•	•	
CAXA, CAVA, CAVD	•	•	•	•	
BTS	•	•	•		
BAG, BLF, BLP	•	•	•	•	

SEAT	Codice OEM				
	1860895000; T10170	T10171	11 3 290; 11 32 90; 113290; KM-6077; T40011	T10340	T10414
Codice motore					
CBZA				•	•
CBZA				•	•
CBZB				•	•
CAXA				•	
BAG, BLF, BLP			•	•	
CAVB	•	•	•		

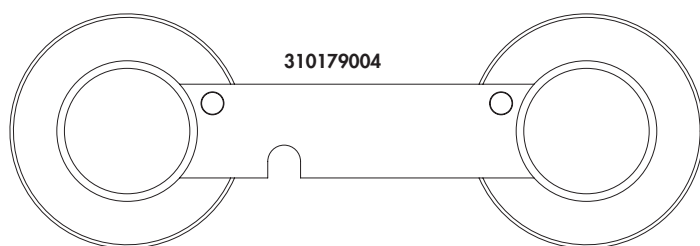
SKODA	Codice OEM				
	1860895000; T10170	T10171	11 3 290; 11 32 90; 113290; KM-6077; T40011	T10340	T10414
Codice motore					
CBZB				•	•
CBZB, CBZA				•	•
CAXA	•		•	•	
CAXA	•		•	•	
BTS, CFNA	•	•	•		•
BLF	•	•			




310179001



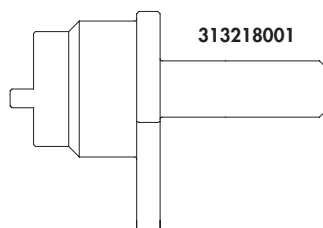
313212000



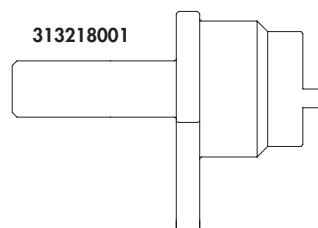
310179004



313027000



313218001




313218001

Composants

310179004

T10171

OUTIL ALIGNEMENT ARBRE À CAMES (MODÈLE A)



313218001

T10414

OUTIL ALIGNEMENT ARBRE À CAMES (MODÈLE B)

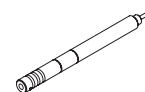


x2

310179001

1860895000; T10170

SUPPORT COMPARETEUR



313212000

T10340

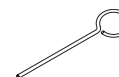
GOUJON DE CALAGE ARBRE MOTEUR



313027000

11 3 290; 11 32 90; 113290;
KM-6077; T40011

PIVOT DE BLOCAGE TENDEUR DE CHAÎNE



PRÉCAUTIONS SPÉCIALES - LIRE ATTENTIVEMENT

- **Utiliser des gants anti-accident, des chaussures anti-accident, un casque de protection et des lunettes de protection**

- **Usage impropre:**

Le produit ne doit être utilisé que pour l'usage prévu dans la présente documentation. Tout autre usage doit être considéré comme impropre.

Le producteur décline toute responsabilité pour tout dommage découlant d'usages erronés ou irraisonnables de l'équipement.

L'usage impropre annule la garantie.

- **Prendre bien soin des outils:**

Toujours garder les outils bien propres.

Ranger les outils dans leur emballage d'origine.

- Débrancher le câble de la batterie du pôle négatif de terre (vérifier le code radio si disponible)
- Enlever les bougies afin de faciliter la rotation du moteur
- Ne pas utiliser de détergents liquides sur les courroies, les pignons et les tensionneurs
- Indiquer le sens de rotation de la courroie auxiliaire avant de l'enlever
- Faire tourner le moteur dans le sens des aiguilles d'une montre (contraire seulement si spécifié)
- Ne jamais faire tourner l'arbre à cames, l'arbre moteur ou la pompe d'injection diesel lorsque la chaîne a déjà

été enlevé (à moins que ce soit spécifié)

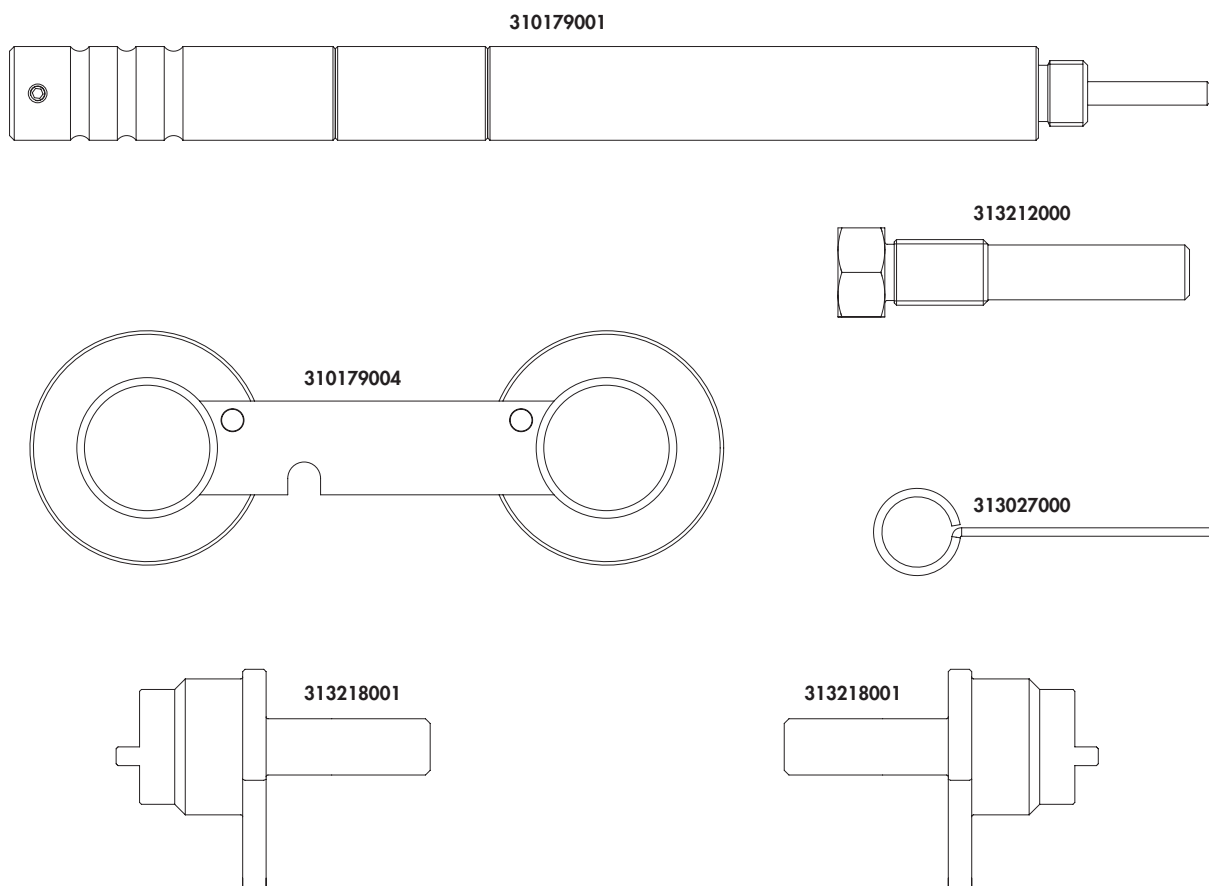
- Ne pas utiliser la chaîne de distribution pour bloquer le moteur quand les boulons de la poulie de l'arbre moteur se serrent ou se desserrent
- Ne pas faire tourner l'arbre moteur ou l'arbre à came lorsque la courroie/chaîne a déjà été enlevée
- Avant d'enlever la chaîne, indiquer sa direction
- Il est toujours conseillé de faire tourner lentement le moteur de façon manuelle et de vérifier le positionnement de l'arbre moteur et de l'arbre à cames.
- Les arbres à cames et moteur peuvent être tournée seulement lorsque le mécanisme d'actionnement de la chaîne/courroie est complètement installé.
- Ne pas faire tourner le moteur en actionnant l'arbre à cames ou d'autres engrenages
- Vérifier la position correcte de la pompe d'injection diesel après avoir remplacé la chaîne
- Observer tous les couples de serrage
- Toujours se reporter au manuel de maison constructrice ou au mode d'emploi fourni
- Une synchronisation du moteur imprécise ou raté entraîne l'endommagement des vannes

APPLICATION			
	Polo, Caddy, Caddy Maxi, Golf, Golf, Plus, Golf Estate, A1	1.2 TSI	CBZA
	Touran, Caddy, Caddy Maxi, Golf, Golf, Plus, Golf Estate, Jetta, Golf VI Cabrio, A3, A3 Cabrio	1.2 TSI	CBZB
	Polo	1.2 TSI	CBZC
	Polo	1.4 FSI	AXU
	Golf, Touran	1.4 FSI	BKG
	Golf, Touran	1.4 FSI	BLN
	Golf Plus, Golf Estate, Touran, Jetta	1.4 TSI	BLG
	Golf Plus, Golf Estate, Touran, Jetta, Tiguan	1.4 TSI	BMY
	Tiguan	1.4 TSI	BWK
VW GROUP	A1, Octavia, Yeti, Golf Estate, Golf Plus, Passat, Scirocco, Tiguan, Jetta, Eos	1.4 TSI	CAXA
	Alhambra, Golf Plus, Eos, Sharan, Tiguan	1.4 TSI	CAVA
	Eos, Golf Plus, Golf, Polo, Scirocco, Touran	1.4 TSI	CAVB
	Eos, Golf Plus, Golf, Polo, Scirocco, Touran	1.4 TSI	CAVC
	Eos, Golf Plus, Golf, Polo, Scirocco, Touran, Beetle	1.4 TSI	CAVD
	A3, Golf, Touran	1.6 FSI	BAG
	A3, Octavia, Eos, Golf Plus, Golf, Passat, Touran, Jetta	1.6 FSI	BLF
	A3, Golf, Golf Plus, Touran	1.6 FSI	BLP
	Cordoba, Ibiza, Fabia, Roomster, Polo	1.6	BTS
	Fabia, Roomster	1.6	CFNA



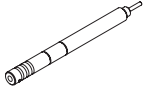


VW Group Code moteur	OEM code				
	1860895000; T10170	T10171	11 3 290; 11 32 90; 113290; KM-6077; T40011	T10340	T10414
CBZB				•	•
CBZA, CBZB, CBZC				•	•
CBZB				•	•
CAVA, CAXA	•	•	•	•	
AXU, BKG, BLN	•	•	•	•	
CAVB				•	
BLG, BMY, CAVD, CAXA, CAVB, CAVC, CAVA, BWK	•	•	•	•	
CAXA	•	•	•	•	
CAXA, CAVA, CAVD	•	•	•	•	
BTS	•	•	•		
BAG, BLF, BLP	•	•	•	•	

SEAT	OEM code				
	1860895000; T10170	T10171	11 3 290; 11 32 90; 113290; KM-6077; T40011	T10340	T10414
Code moteur					
CBZA				•	•
CBZA				•	•
CBZB				•	•
CAXA				•	
BAG, BLF, BLP			•	•	
CAVB	•	•	•		

SKODA	OEM code				
	1860895000; T10170	T10171	11 3 290; 11 32 90; 113290; KM-6077; T40011	T10340	T10414
Code moteur					
CBZB				•	•
CBZB, CBZA				•	•
CAXA	•		•	•	
CAXA	•		•	•	
BTS, CFNA	•	•	•		•
BLF	•	•			



Components

310179004	T10171	TOOL FOR CAMSHAFT ALIGNMENT (VERSION A)	
313218001	T10414	TOOL FOR CAMSHAFT ALIGNMENT (VERSION B)	 x2
310179001	1860895000; T10170	DIAL GAUGE SUPPORT	
313212000	T10340	TIMING PIN FOR DRIVING SHAFT	
313027000	11 3 290; 11 32 90; 113290; KM-6077; T40011	CHAIN TENSIONER LOCK PIN	

SAFETY PRECAUTIONS - PLEASE READ

- **Use protective work gloves, protective footwear, hard hat and safety goggles**

- **Misuse:**

This product should only be used as described in this documentation; any other use is considered improper. The manufacturer accepts no responsibility for any damage caused by the incorrect or unreasonable use of the equipment; Moreover, misuse shall also void the warranty.

- **Take care of your tools:**

Be sure to store your tools in a clean state. Place the tools inside their original package.

- Disconnect the battery earth leads (check radio code is available)
- Remove spark or glow plugs to make the engine turn easier
- Do not use cleaning fluids on belts, sprockets or rollers
- Always make a note of the route of the auxiliary drive belt before removal
- Turn the engine in the normal direction (clockwise unless stated otherwise)
- Do not turn the camshaft, crankshaft or diesel injection pump once the timing chain has been removed (unless specifically stated)

- Do not use the timing chain to lock the engine when slackening or tightening crankshaft pulley bolts
- Do not turn the crankshaft or camshaft when the timing belt/chain has been removed
- Mark the direction of the chain before removing
- It is always recommended to turn the engine slowly, by hand and to re-check the camshaft and crankshaft timing positions
- Crankshafts and Camshafts may only be turned with the chain drive mechanism fully installed
- Do not turn crankshaft via camshaft or other gears
- Check the diesel injection pump timing after replacing the chain
- Observe all tightening torques
- Always refer to the vehicle manufacturer's service manual or a suitable proprietary instruction book
- Incorrect or out of phase engine timing can result in damage to the valves
- It is always recommended to turn the engine slowly, by hand, and to re-check the camshaft and crankshaft timing positions

APPLICATION			
	Polo, Caddy, Caddy Maxi, Golf, Golf, Plus, Golf Estate, A1	1.2 TSI	CBZA
	Touran, Caddy, Caddy Maxi, Golf, Golf, Plus, Golf Estate, Jetta, Golf VI Cabrio, A3, A3 Cabrio	1.2 TSI	CBZB
	Polo	1.2 TSI	CBZC
	Polo	1.4 FSI	AXU
	Golf, Touran	1.4 FSI	BKG
	Golf, Touran	1.4 FSI	BLN
	Golf Plus, Golf Estate, Touran, Jetta	1.4 TSI	BLG
	Golf Plus, Golf Estate, Touran, Jetta, Tiguan	1.4 TSI	BMY
	Tiguan	1.4 TSI	BWK
VW GROUP	A1, Octavia, Yeti, Golf Estate, Golf Plus, Passat, Scirocco, Tiguan, Jetta, Eos	1.4 TSI	CAXA
	Alhambra, Golf Plus, Eos, Sharan, Tiguan	1.4 TSI	CAVA
	Eos, Golf Plus, Golf, Polo, Scirocco, Touran	1.4 TSI	CAVB
	Eos, Golf Plus, Golf, Polo, Scirocco, Touran	1.4 TSI	CAVC
	Eos, Golf Plus, Golf, Polo, Scirocco, Touran, Beetle	1.4 TSI	CAVD
	A3, Golf, Touran	1.6 FSI	BAG
	A3, Octavia, Eos, Golf Plus, Golf, Passat, Touran, Jetta	1.6 FSI	BLF
	A3, Golf, Golf Plus, Touran	1.6 FSI	BLP
	Cordoba, Ibiza, Fabia, Roomster, Polo	1.6	BTS
	Fabia, Roomster	1.6	CFNA

VW Group Engine code	OEM code				
	1860895000; T10170	T10171	11 3 290; 11 32 90; 113290; KM-6077; T40011	T10340	T10414
CBZB				•	•
CBZA, CBZB, CBZC				•	•
CBZB				•	•
CAVA, CAXA	•	•	•	•	
AXU, BKG, BLN	•	•	•	•	
CAVB				•	
BLG, BMY, CAVD, CAXA, CAVB, CAVC, CAVA, BWK	•	•	•	•	
CAXA	•	•	•	•	
CAXA, CAVA, CAVD	•	•	•	•	
BTS	•	•	•		
BAG, BLF, BLP	•	•	•	•	

SEAT Engine code	OEM code				
	1860895000; T10170	T10171	11 3 290; 11 32 90; 113290; KM-6077; T40011	T10340	T10414
CBZA				•	•
CBZA				•	•
CBZB				•	•
CAXA				•	
BAG, BLF, BLP			•	•	
CAVB	•	•	•		

SKODA Engine code	OEM code				
	1860895000; T10170	T10171	11 3 290; 11 32 90; 113290; KM-6077; T40011	T10340	T10414
CBZB				•	•
CBZB, CBZA				•	•
CAXA	•		•	•	
CAXA	•		•	•	
BTS, CFNA	•	•	•		•
BLF	•	•			



MECCANOCAR ITALIA S.r.l.

Via Malta 2/1 - 16121 Genova - ITALY
Tel. + 39 0587 609433 | Fax + 39 0587 607145
mec@meccanocar.it | www.meccanocar.it