

AIR POWERED BRAKE CALIPER WIND BACK TOOL SET



PATENTED

1. FEATURES

2. SPECIFICATIONS

3. INSTRUCTIONS


4. APPLICATIONS

1. FEATURES

- Designed to make disc brake services faster and energy saving
- Tool can be turned left- and right-ward - suitable for regular and reverse-threaded pistons
- Pneumatic powered tool is able to wind pistons back simply pressing a button
- Includes 15 adapters, fitting a wide range of vehicles

2. SPECIFICATIONS

PNEUMATIC TOOL



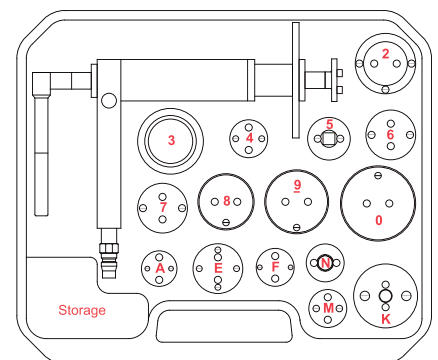
Unit weight (PC)	1.07 kg / 2.35 lbs
Size (mm)	258 × 173 × 97 mm / 10.1 × 6.8 × 3.8 in
Working pressure	8 kg /cm2 / 113.7 psi
Noise emission	64.3 dB
Vibration emission	0.876 m/s2

NOTE

Vibration Emission Test refers to ISOEN ISO 20643:2008/A1:2012
 Hand-held portable power tools - Test methods for evaluation of vibration emission
 Noise Test refers to BS EN ISO 15744:2008 Hand-held non-electric power tools -
 Noise measurement code - Engineering method (grade 2) (ISO 15744:2002)

ADAPTERS

Number	0, 2, 3, 4, 5, 6, 7, 8, 9, A, E, F, K, M, N
Material	S45C
Surface finish	Phosphate



3. INSTRUCTIONS



CAUTION



- Always read the instructions carefully before using the tool
- Ensure the working area has adequate lighting
- Keep children and unauthorized persons away from the working area
- Keep working area clean and tidy, dry and free from unrelated materials
- DO NOT allow untrained persons to use this tool kit
- Always wear eye protection that meets OSHA and ANSI Z87.1 standards
- Always wear gloves when working with the tool
- Always wear ear protection
- Disposal: Customers should follow local regulations to handle used/wasted parts

1. Choose a proper sized and pinned adapter (Fig. 1).
2. Connect the adapter to the magnetic pins on the pneumatic tool tip.
3. Connect the pneumatic tool to shop air line.
4. Press pressure release button and turn the rotating lever to adjust the length.
5. Mount the pneumatic tool to the brake caliper.
6. Press power button to fix the tool on the brake caliper (Fig. 2).
7. Make sure the tool is securely installed on the brake caliper.
8. Press power button continually and turn the rotating lever to wind back the brake piston.
9. After the piston is winded back to the proper position, press pressure release button to remove the pneumatic tool from the brake caliper (Fig. 3)



Fig.1




Fig.2




Fig.3

4. APPLICATIONS

The application below is for reference only. More vehicle applications are possible. Some car models may have multiple suitable adapters due to variations in body style, engine size/capacity, and engine numbers.

Make	Model	Year	No.
Alfa Romeo	145	1994-2001	4
Alfa Romeo	147	2000-2010	7
Alfa Romeo	155	1992-1997	4
Alfa Romeo	156	1997-2006	7
Alfa Romeo	159	2005-2012	7
Alfa Romeo	164	1987-1998	N
Alfa Romeo	166	1998-2007	7
Alfa Romeo	Giulietta	2010-2020	7
Alfa Romeo	GTV	1995-2005	4
Alfa Romeo	Mito	2008-2020	M
Alfa Romeo	Spider	1994-2005	4
Alfa Romeo	Spider	2006-2011	7
Audi	80	1986-1991	N
Audi	90	1987-1991	N
Audi	100	1982-1991	N
Audi	200	1983-1991	N
Audi	A2	2000-2005	4
Audi	A3	1996-2003	7
Audi	A3	2004-2013	M
Audi	A4	1994-2001	3
Audi	A4	2000-2004	7
Audi	A4	2004-2008	7
Audi	A6	1997-2005	7
Audi	A8	1994-2002	7
Audi	TT	2006-2014	7
Citroen	Berlingo	1996-2011	7
Citroen	Berlingo	2008-2016	7
Citroen	C2	2003-2016	7
Citroen	C3	2002-2010	7
Citroen	C4	2004-2011	M
Citroen	C5	2001-2007	K

Make	Model	Year	No.
Citroen	C5	2008-2020	M
Citroen	C5 3.0 V6	2008-2020	7
Citroen	C6	2005-2012	7
Citroen	C8	2002-2016	7
Citroen	DS3	2009-2015	7
Citroen	Xsara	1997-2005	3
Fiat	500	2007-2020	4
Fiat	Barchetta	1995-2005	4
Fiat	Brava	1995-2002	4
Fiat	Bravo 1.6 D	2006-2014	M
Fiat	Bravo 1.9 D	2006-2019	F
Fiat	Croma	1985-1996	N
Fiat	Freemont	2011-2020	7
Fiat	Grande Punto	2005-2020	M
Fiat	Marea	1996-2007	4
Fiat	Multipla	1999-2010	F
Fiat	Panda	2003-2020	4
Fiat	Punto	2008-2020	M
Fiat	Punto Evo	2008-2012	M
Fiat	Stilo	2001-2008	F
Fiat	Tempra	1990-1998	4
Fiat	Ulysse	2002-2011	7
Ford	C-Max	2010-2020	M
Ford	Escort	1990-1995	7
Ford	Focus	1998-2004	4
Ford	Focus	2004-2020	M
Ford	Granada	1985-1994	7
Ford	Kuga	2008-2012	7
Ford	Kuga	2012-2020	M
Ford	Mondeo 2.2 TDI	2000-2007	M
Ford	Mondeo 1.8L	2000-2007	4

Make	Model	Year	No.
Ford	Mondeo	2007-2015	7
Ford	Tourneo Custom	2012-2020	6
Ford	Transit	2000-2020	6
Honda	Accord	1993-1998	E
Honda	Accord	1997-2012	7
Honda	Civic	2005-2011	4
Honda	CR-V	2012-2016	M
Honda	Legend	1986-1990	E
Hyundai	Coupe	2001-2009	4
Hyundai	Elantra	2000-2006	4
Hyundai	i10	2007-2017	4
Hyundai	ix55	2007-2020	6
Hyundai	Sonata	1993-1998	7
Jaguar	S-Type	1999-2008	7
Jaguar	X-Type 3.0L	2001-2009	M
Jaguar	X-Type 2.2 D	2005-2009	4
Mazda	3 Series	2008-2014	M
Mazda	5 Series	2010-2020	M
Mazda	6 Series	2007-2013	4
Mazda	CX-5	2011-2017	7
Mazda	MX-5	2005-2014	E
Mazda	RX-8	2003-2012	7
Mitsubishi	Carisma	1995-2006	7
Mitsubishi	Colt	1992-2004	F
Mitsubishi	Colt	2004-2012	4
Mitsubishi	Eclipse	1989-1995	F
Mitsubishi	Galant	1987-1992	F
Mitsubishi	Lancer	1991-2003	F
Mitsubishi	Space Star	1998-2004	7
Nissan	Almera 1.8L	2000-2006	7
Nissan	Almera 2.2 dCi	2000-2006	4
Nissan	Micra	2002-2010	3
Nissan	Micra C+C	2005-2010	3
Nissan	Note	2006-2013	3
Nissan	Primera	2002-2020	M
Opel	1-7/8" diameter pistons		8
Opel	2-1/8" diameter pistons		9
Opel	2-1/2" diameter pistons		0
Opel	Agila	2008-2014	3
Opel	Astra	1998-2009	4
Opel	Astra	2004-2014	6
Opel	Combo	2001-2016	4
Opel	Corsa C	2000-2012	4
Opel	Corsa D	2006-2014	M
Opel	Meriva	2003-2010	7
Opel	Meriva	2010-2017	7
Opel	Signum	2003-2008	M
Opel	Tigra Twintop	2004-2010	4
Opel	Vectra	2002-2009	M
Opel	Zafira	1999-2005	F
Peugeot	207 1.6L	2006-2015	7
Peugeot	207 1.4L	2006-2019	M
Peugeot	307 1.6L	2000-2019	M
Peugeot	307 2.0 HDI	2002-2009	7
Peugeot	405	1992-1999	7
Peugeot	407	2004-2011	7
Peugeot	607	2000-2011	7
Peugeot	807	2002-2020	7
Peugeot	1007	2005-2020	7
Peugeot	3008	2009-2016	7
Peugeot	5008	2009-2017	7
Peugeot	Partner	1996-2015	3
Peugeot	Partner	1996-2015	7
Renault	21	1989-1994	A

Make	Model	Year	No.
Renault	Avantime	2001-2003	7
Renault	Clio	2005-2012	3
Renault	Espace 2.0L	1996-2002	7
Renault	Espace 3.0L	1996-2002	A
Renault	Espace	2002-2014	M
Renault	Fluence	2010-2020	4
Renault	Kangoo 1.5 dCi	2002-2020	4
Renault	Kangoo 1.6L	2008-2020	7
Renault	Laguna	1993-2001	3
Renault	Laguna	2001-2007	A
Renault	Laguna	2007-2015	M
Renault	Megane	1995-2016	4
Renault	Megane 2.0 Sport	2002-2016	M
Renault	Modus	2004-2020	4
Renault	Safrane	1996-2000	A
Renault	Scenic	1999-2003	3
Renault	Scenic 1.5 dCi	2003-2010	7
Renault	Scenic 1.9 dCi	2003-2016	4
Renault	Vel Satis	2002-2020	M
Suzuki	Splash	2008-2020	3
Suzuki	Swift	2005-2017	3
Toyota	Auris	2006-2012	M
Toyota	Auris 1.8 Hybrid	2006-2012	7
Toyota	Avensis	1997-2003	7
Toyota	Corolla	1997-2002	F
Toyota	Corolla 2.0 D	1997-2002	K
Toyota	Corolla 1.8L	2006-2018	7
Toyota	Corolla	2013-2018	M
Toyota	IQ	2009-2015	4
Toyota	Prius	2008-2020	7
Toyota	Urban Cruiser	2007-2016	4
Toyota	Yaris/Vios	2005-2013	7
Toyota	Yaris/Vitz	2005-2020	4
Volvo	C30	2006-2012	M
Volvo	C70	2006-2013	M
Volvo	S40	1995-2004	7
Volvo	S40	2004-2012	M
Volvo	V40	1995-2004	7
Volvo	V40	2012-2020	M
Volvo	V50	2003-2012	M
Volvo	XC90	2014-2020	M
VW	Amarok	2010-2016	6
VW	Beetle	2011-2019	M
VW	Bora	1998-2013	7
VW	Caddy	1995-2004	3
VW	EOS	2006-2015	7
VW	Golf	1983-1992	N
VW	Golf	1997-2009	7
VW	Golf	2008-2016	M
VW	Jetta	1984-1992	N
VW	Jetta	2005-2020	M
VW	Lupo	1998-2005	4
VW	Passat	1980-1988	N
VW	Passat	1996-2000	3
VW	Passat	2000-2005	7
VW	Phaeton	2002-2016	7
VW	Polo	1999-2001	7
VW	Polo	2001-2020	4
VW	Scirocco	1980-1992	N
VW	Scirocco	2008-2017	M
VW	Sharan	1995-2010	7
VW	Touran	2003-2015	M
VW	Transporter	1990-2003	7
VW	Vento	1991-1998	7

2. ATTENTION



IMPORTANT

Always follow the instructions provided by the vehicle manufacturer. For use by trained personnel only.

To maintain an acceptable noise level, do not exceed 8 bar pressure.

The tool is designed to be used with 5-8 bar pressure.

3. OPERATION

How to Use

1. Choose an adapter suitable for working on the brake caliper piston. Fit it onto magnetic adapter ①. Connect the tool to the compressed air line, making sure that it does not exceed 8 bar pressure. (Fig.1)
2. Press the release button ② and operate lever ③ to move the push spindle ⑤ forward or backward and fit the tool in to the caliper.
3. Press button ④ and rotating lever ③ to rotate the brake caliper piston. (Fig.2)
4. After pushing the piston backward, press button ② and pull lever ③ to move the push spindle ⑤ backward, releasing the tool from the caliper. (Fig.3)




Fig.1



Fig.2





Fig.3



AIR POWERED BRAKE CALIPER WIND BACK TOOL SET

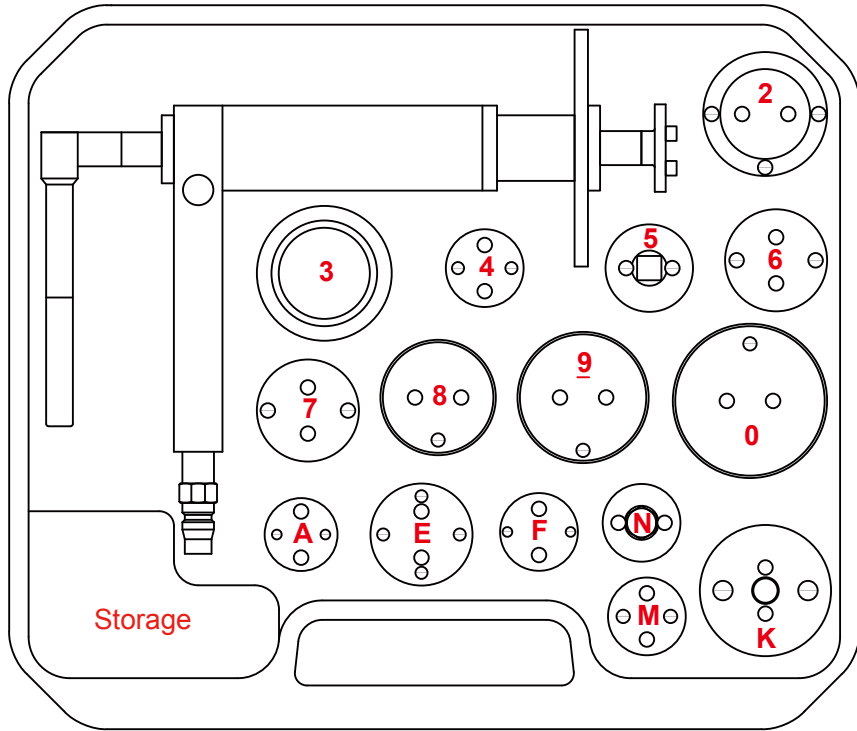


1. INFORMATION ON ADAPTERS

2 . ATTENTION

3 . OPERATION

1. INFORMATION ON ADAPTERS



No.	Application
0	GM most 2-1/2" diameter pistons (Seville/Eldored 79)
2	Citroën (XM, Xantia(F/R)) HONDA
3	AUDI (F) FIAT Alfa romeo (F) FORD (Fiesta (F)) ISUZU (F) HONDA (Concesto (F)) Jaguar (XJ6, XJ40 (F/R)) BMW (318is, 320i, 325TD, 518i, 525i & 1x, 740i, 850ci, M5 (F)) Mercedes Benz (190, 200, 300, 420, 560 series (F)) Mitsubishi (Colt (F)) NISSAN (Miera, Stanza, Sunny (F)) Rover (Austin, Metro 200 & 400 serles, Maestra, Montego (F)) TOYOTA (Camry (F)) VOLVO (F) VW (Passat, Golf GTI (F))

4	FORD (Australia, NZ Telstar) MAZDA (R) SAAB (9000 (R), Lumina) TOYOTA FIAT Alfa Romeo (164 2.0 (R)) HONDA (Prelude, CRS 16i) GM (Saturn(R), Grand Prix)
5	3/8" adapter
6	NISSAN (PRIMERA) VW (Golf IV)
7	AUDI (80, 90, V8+100, Coupe E (R)) Rover (800 ABS) SUBARU (L+Z (R)) FORD (Sierra ABS, Granada, Scorpio ABS 85 (R)) NISSAN (Bluebird 1.8 Turbo, Silvia Turbo, Primera 2.0i LS/GS/GSX (R)) PEUGEOT (405 1.9Gi, Gri, Sri, Gtxi, MI 16, 605 2.0 Sri (R)) TOYOTA (Celica, Corolla GT, MR2 (R)) VW (Golf Gti, Jeta Synchro, Jetta Gti 16v, Passat CL, GL, GT, GT 16v, Corrado 16V scirroca GTX 16V(R)) Citroën Alfa Romeo FIAT HONDA Jaguar Renault SAAB Seat Lancia
8	GM most 1-7/8" diameter pistons
9	GM most 2-1/8" diameter pistons
A(Z)	Renault (R21, Laguna (R))
E	NISSAN (Maximas) FORD
F(G)	Opel (R)
M	Ford (Motors) MINI R68 MAZDA 3
N	SAAB HONDA Alfa Romeo AUDI VW Lancia
K	Citroën